




MAINTENANCE GUIDE

Keep your wood floor
looking beautiful

Blanchon

Quality is in our nature

Maintenance products to suit your chosen finish:



- Oiled floors
- Lacquered floors
- Laminate floors
- Vinyl floors or tiles
- Waxed floors

...To give lasting beauty to your floor.

For nearly 60 years, Blanchon laboratories together with professional wood floor fitters, have been carrying out extensive research in the design and development of high-class care products adapted to different wood species.

Several precautions...



10 days

Leave the original finish until completely dry (lacquer or oil) for 10 days after application.



Regular care: dry clean using a vacuum cleaner or sweeper.



Put a carpet or a doormat at the entrance to avoid scratches.



Use suitable felt pads under the legs of furniture and chairs.



Use as little water as possible to clean the floor, and use tools which are properly wrung out.



Do not use strong detergents containing ammonia, abrasive or silicone detergents.

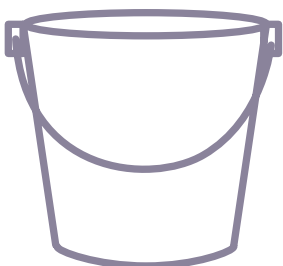
Recommended TOOLS

A microfibre mop or a microfibre cloth

- Easy and quick application
- Does not leave marks and standing water on the parquet



You can wash the microfibre in a washing machine





Bucket

- For diluting products or to rinse tools in clean water

Use warm water to achieve more effective cleaning

Use tools which are clean and properly wrung out

If you do not have a microfibre mop or cloth, you can also use an ordinary mop, a sponge mop or a fringe mop.



All surfaces

■ Daily cleaning

Lagoon™



- You can also spray the Lagoon™ directly on to the microfibre.

- **Universal proprietary cleaner.**

- **Ready for use.**

- **Can be applied on all surfaces**

(except for waxed floors):

lacquered and oiled floors (finished either by the producer or end-user), Laminate or plastic floors.

- **Protects the original appearance of the floor.**

- No streaks.

- Available in a 0.5L* **spray bottle**, a supplementary 2.5L* **refill** and in a **kit** including: Lagoon™ 0.5L* spray bottle + a microfibre mop.

Instructions for use:

1. Vacuum the floor (with a vacuum cleaner or a sweeper).
2. Spray the Lagoon™ preparation directly onto the surface, then wipe it with a microfibre cloth. Repeat the action on the entire surface.
3. No rinsing required. Leave to dry.

*0.5L = 0.1320 US Gallons

*2.5L = 0.6604 US Gallons



New appearance, new names ...
and the same great formula!



Laminate, lacquered and plastic floors

■ Clean Regularly

Cleaner Lisabril™

- **Degreases**, cleans and leaves clean and streak free surfaces.
- **Refreshes** lacquered floors with the following finishes: gloss, satin, matt, ultra matt, raw wood, natural and invisible effect.
- **Keeps the metallised polish layer** without damaging the lacquer.
- **It protects the original appearance** of the floor.
- Does not leave a slippery coat.
- Ideal for gyms and sports centres.
- **Available pack sizes: 1L* and 5L*.**

Instructions for use:

1. Dilute 2 cups of the preparation (100 ml*) in 5 litres* of warm water.
2. Apply across the surface using a properly wrung out microfiber cloth or mop.
3. Leave to dry for 15 minutes.



- Perfect for large areas
- No rinsing required

■ Deep cleaning and degreasing

Remover

- **Powerful and effective cleaner.**
- Eliminates dirt resistant to traditional cleaners: black marks left by footwear, grease stains...
- Restores the original appearance of plastic floors and ceramic tiles.
- **Available pack sizes: 1L* and 5L*.**

Instructions for use:

1. Dilute 2 cups (5 to 10%) in 5 litres* of hot water.
2. Clean using a properly wrung out microfibre.
3. Rinse carefully twice with clean water.



- 2 in 1 Product:
2 possible uses depending on strength used

*100 ml = 0.0264 US Gallons

*1L = 0.2641 US Gallons

*5L = 1.3208 US Gallons

If your floor shows **signs of wear** (dullish appearance, small scratches), you can **renew it easily** using a **metallised polish**.

■ Protects and renews Protector

- **Protects and maintains the original appearance** of the floor by giving a protective coat.
- **Gives a uniform appearance** to worn and dulled parquet floors.
- **Removes small scratches.**
- **Does not leave a slippery coat, silicone free:** anti-slip properties certified by NF EN 13036-4.
- You can use rooms shortly after application.
- **Available pack sizes: 1L* and 5L*.**

SATIN FINISH:
It revitalises gloss and satin finishes

OR

MATT FINISH – MÉTAMAT®:
for matt finishes and for finishes like raw wood and natural wax appearance. It can reduce the sheen of some finishes.

Instructions for use:

1. The floor must be clean and dry.
2. Apply 1 or 2 layers of **Protector** using a properly wrung out microfibre.
3. Wait 1 h before applying subsequent coats.

■ Preparation for a metallised polish such as protector or metamat Remover

- **Gentle coat remover.**
- **Removes old metallised coats** back to the original lacquer.

Instructions for use:

1. Dilute 4 cups of the liquid (10 to 20%) in 5 litres* of hot water.
2. Apply using a properly wrung out microfibre. Or use a buffing machine equipped with abrasive pads (green or black).
3. Leave the preparation on the surface for several minutes.
4. Collect the dirt and carefully rinse twice with clean water.

*100 ml =
0.0264 US Gallons

*1L = 0.2641 US Gallons
*5L = 1.3208 US Gallons



- **Extends the life of the lacquer especially in areas exposed to heavy use**



Oiled floors

■ For regular cleaning

Natural soap

- Formulated for regular cleaning of all oiled floors.
- Rich in vegetable oils.
- **Maintains and strengthens the natural appearance** of the oiled wood.
- Reduces dust settlement.
- **Quick drying.**
- **2 shades: colourless and white** for light coloured floors.
- **Available pack sizes: 1L* and 5L*.**

Instructions for use:

1. Shake well before use.
2. Dilute 1 cup of the liquid (50 ml*) in 5 litres* of water.
3. Apply using a properly wrung out microfibre.



- No rinsing required
- Pleasant fragrance

■ Deep cleaning and degreasing

Powerful cleaner

- **Intensive degreasing and cleaning solution.**
- **Thoroughly cleans** the most stubborn stains and dirt (black marks left by footwear, etc.).
- Removes old and built up coats.
- Prepares surfaces for a new coat of oil (maintenance oil or original oil).
- **Available pack sizes: 1L*.**

Instructions for use:

- For water based oils in: dilute 2 cups of the liquid (100ml*) in 5 litres* of warm water.

- For traditional oils: dilute 4 cups of the liquid (200 ml*) in 5 litres* of warm water.

1. Apply using a properly wrung out microfibre.
2. Carefully collect the dirt and rinse twice with clean water.



- Or you can use a buffing machine fitted with abrasive pads (red or green)

*1L = 0.2641 US Gallons

*5L = 1.3208 US Gallons

*50 ml = 0.0132 US Gallons

*100 ml = 0.0264 US Gallons

*200 ml = 0.0528 US Gallons

NEW

■ Maintenance of traditionally oiled floors

Maintenance oil

- To maintain traditional oils such as: **Wood Floor Oil, Hard Waxoil and Solid'Oil™** and compatible factory finished oiled floors too.
- **Revitalises the floor.**
- **Maintains and strengthens the natural appearance** of the oiled wood. Reduces dust settlement.
- **3 shades:**
 - **Natural** for clear finishes.
 - **White** for white or grey oiled parquets.
 - **Oak** for exotic woods or darker floors.
- **Available in 0.5L* spray bottle and 1L* or 2.5L* can.**

Instructions for use:

1. The parquet must be clean and dry.
2. Ready-to-use product Shake well before use.
3. Apply a very thin layer and wipe with a cotton cloth.
4. Leave to dry for 4-6 hours before using the room.



- Or you can use a buffing machine fitted with a beige pad.

■ Maintenance for floors finished with Original Wood™ environment

Original wood™ environment maintenance oil

- **Protects, nourishes and regenerates** floors, wooden panels and tops.
- Water based solution, odourless.
- Reduces dust settlement.
- **2 shades:**
 - **Colourless matt** for natural, rough timber wood and oak finishes
 - **Ultra matt** for bare timber and ultra matt finishes.
- **Available pack sizes: 1L* and 5L*.**

Instructions for use:

1. The floor must be clean and dry.
2. Shake well before use.
3. Apply a very thin layer of the solution a using microfibre mop.
4. Leave to dry for 30 minutes.



- No polishing required
- Dries quickly

*0.5L = 0.1320 US Gallons

*2.5L = 0.6604 US Gallons

*1L = 0.2641 US Gallons

*5L = 1.3208 US Gallons

Care of all oiled floors

Universal maintenance oil

- Protects, nourishes and regenerates all floors site finished or factory finished.
- **Compatible with all oil finishes** (traditional formula or water based).
- **Revives** dulled floors.
- Waterbased, odourless.
- **Strong regenerative properties.**
- **Non slippery, does not require polishing.**
- **Available in spray bottle 0.5L*, can 1L*.**

Instructions for use:

1. The floor must be clean and dry.
 2. Spray and wipe with a microfibre mop.
 3. Leave to dry for 15-20 minutes.
- Rinse the nozzle of the spray bottle thoroughly in clean water after every use.



- Easy spray application
- Dries very quickly: 15-20 minutes

NEW

When should you maintain or renovate the surface?

Maintenance: It is important to regularly care for oiled floors, whenever they lose their natural gloss and when you notice: a dulled surface, natural wear, small scratches, etc.

Renovation: if any part of the floor is significantly worn: stubborn stains, scratches, wood damage, **it is recommended to recoat** using the original oil after first sanding the affected area (with fine grit sandpaper) to avoid differences in colour.

*0.5L = 0.1320 US Gallons

*1L = 0.2641 US Gallons

Maintenance and renovation of waxed floors

Professional floor polish

- **Protects waxed floors and furniture.**
- Strong waxing and shining properties.
- Beautiful and warm appearance of the wood.
- Very pleasant fragrance.
- **2 shades:** colourless and natural.
- **Available pack sizes: 1L* and 4L*.**

Instructions for use:

1. Apply a uniform layer the solution with a dry and clean cotton cloth.
2. When it dries, polish using a wool cloth.
3. Apply 2 layers to achieve beautiful finish and perfect appearance.



Liquid wax

- Renovates waxed parquets restoring the original gloss.
- High content and quality of wax.
- Smooth texture for easy application.
- Very pleasant fragrance.
- **2 shades:** colourless and natural.
- **Available pack sizes: 1L* and 5L*.**

Instructions for use:

1. Apply a uniform layer of the solution with a dry and clean cotton cloth.
2. When it dries, polish using a wool cloth.
3. Apply 2 layers to achieve a beautiful finish and perfect appearance.



*1L = 0.2641 US Gallons

*4L = 1.0566 US Gallons

*5L = 1.3208 US Gallons



For more details about Blanchon products and the maintenance of wood floors, please contact your specialist.

www.blanchon.com

Photo credit: Studio Erick Sallat

To extend the lifespan of the parquet, use only the preparations dedicated specifically for their care. Since its establishment, **Blanchon** has been striving to design high quality products with respect for people and the environment.

**HEAD OFFICE, TECHNICAL
AND SALES DEPARTMENTS :**

BLANCHON S.A.

28 rue Charles Martin
69190 Saint Fons - France

www.blanchon.com

Export Direct Lines

Tel.: (0033) 472 89 06 09 - Fax: (0033) 472 89 06 02



RCS LYON 380 112 886 - APE 2030 Z - 02/2015