

TECHNICAL INFORMATION

HS 2K ImpactOil Color VARIOUS COLOURS



Natural flooring oil for high quality demands

Coloured HighSolid oil based on natural ingredients. Accentuates the natural character of the wood and achieves an excellent properties. As a result, suitable for public and private areas with high quality demands, and can even be used in wet areas. Due to its good penetration properties the wood will be preserved, but remains porous and breathable. Compared to regular 1C oils the 2C technology achieves a quicker curing, a lower susceptibility to dirt and a better water and chemical resistance.

- Excellent water resistance, including for parquet flooring in wet zones such as bathrooms or spa areas.
- Time-saving processing in the 1-day system
- Extremely economical to use
- 100% solid - solvent-free
- All variants can be mixed with each other
- Simple and safe application
- Can be used after just 24 hours

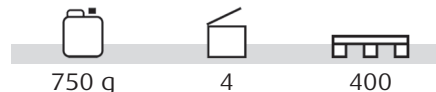
Range of use:

For staining of parquet and hardwood floors. Suitable for initial impregnating treatment of hardwood floors. Also suitable for rooms that are exposed to increased levels of moisture, such as bathrooms, spa areas, etc. Anti-slip as per BGR 181 and DIN 51130 evaluation group R9. Suitable for children's toys, as the requirements of DIN EN 71-3 - "Migration of certain elements" are met. Suitable for virtually all types of European and exotic timber. Note the LOBA wood types list, which can be found at www.loba.de. If in doubt, consult the factory.



Technical Data

Art.-no.
10610



All colours are also available in 100 ml sample cans.
10610-90 / SampleSet / 18 x 100ml + 2 x 100ml ActiveColor + 3 x 100ml PreTone



TECHNICAL INFORMATION

HS 2K ImpactOil Color VARIOUS COLOURS



Technical Data

| | |
|----------------------------|---|
| Solids | 99.2 ±2% |
| Contents | modified vegetable oils, pigments, cobalt-free siccatives |
| Storage and transportation | 36 months of storage stability. No hazardous material according to ADR. Not sensitive to frost. |
| GISCODE | Ö10/DD+ |




800148
Bilinga



800147
Jatoba



800145
Kambala



800099
Mahogany



700133
Papyrus




800132
Smoked oak



900005
Black



800149
Sucupira



900126
White



800150
Wenge



800200
Antique oak



900127
Chalk



900144
Clay




900148
Iron



900143
Oyster



900146
Pearl



900145
Sand



900147
Silver

Without colour guarantee



TECHNICAL INFORMATION

HS 2K ImpactOil Color

VARIOUS COLOURS



Application

- Stir the mixture, add the hardener in a ratio of 10:1 and stir in well (also possible by machine with LOBATool Paint mixer). If partial quantities are to be mixed, these must be weighed out. After mixing, transparent oil can be used for 2 hours while colour oil can be used for 1 hour.
- The surface must be sanded properly, wood moisture content max. 12%.
- The floor must be dry and free from any old coatings, oil, grease, wax, silicone, sanding dust and other contaminants. Room temperature +15°C to +25°C, relative humidity 40% to 65%, material temperature +18°C to +25°C. Ensure working areas are adequately ventilated.
- For other application methods, parameters such as drying times and consumption may differ.
- Transfer material to a LOBATool varnish bucket before applying.
- Shake the contents well.
- The innate colour of the wood used, its structure and its pore properties, as well as the fineness of the sanding pattern, also have a major impact on the colour that can be achieved. We strongly recommend to produce a colour sample on the original wood using site-appropriate sanding techniques to check the result by yourself and if necessary for approval by the project client.
- Note the LOBA "Sanding instructions for colouring parquet flooring".
- Before using the colour variants, we recommend carrying out a test application to assess the colour tone that can be achieved and the overall visual effect. The colours can be mixed with each other. For lightening, or to reduce the coverage, the transparent variant can be added in. For an even colour coverage, pigment saturation is required; dilution should therefore be carried out at most with three parts of transparent and one part colour variant.
- If more than one container is being used for large areas, the total quantity must be mixed before work commences in a large container.
- On flooded surfaces, the deep penetration of the pigments into the wood means that it is not possible to restore the surface to its original condition.
- Observe the general and, if available, the product-specific health and safety instructions. More specific information relating to GISCODE can be found in the usage instructions, which are available at www.wingis-online.de.

Thinner

To lighten the shade or to reduce the coverage, mix with the transparent variant. Max. 3 parts transparent to one part colour.

Application tool/application rate

LOBATool trowel / per application approx. 30g/m² (33 m²/kg) depending on the absorbency of the substrate. Equalise with LOBATool special pad beige.

Drying time

- Can be walked on after 12 hours.
- Usable after 48 hours.
- Coverage after 10 days.
- The floor can be covered earlier by using LOBATool Cover 400, for details see the TI for the product.

2/2018



TECHNICAL INFORMATION

HS 2K ImpactOil Color VARIOUS COLOURS



Application

Optional pre-treatment to achieve special effects

Pigment stain:

- PreTone

Trowel application:

- Apply oil with a LOBATOOL trowel.
- Allow to work.
- Around 20 minutes after starting to apply the oil, equalise it with the single-disc machine and LOBATOOL special pad beige underneath.
- Trowel on a second application of oil.
- Allow to work.
- Around 20 minutes after starting to apply the oil, equalise it with the single-disc machine and LOBATOOL special pad beige underneath.

Application on floor with joints and bevelled wood planks - Pad application:

Apply HS 2K ImpactOilColor directly on a LOBATOOL special pad beige. Massage in the oil using a single-disc machine. Equalise with a new (dry) LOBATOOL special pad beige. Dry overnight. Apply HS 2K ImpactOilColor directly to a LOBATOOL special pad beige. Massage in the oil using a single-disc machine. Equalise with a new (dry) LOBATOOL special pad beige. Further information on this technique can be found in our "Technical tips", which can be viewed at www.loba.de.

Important information

Not approved for spray application.

Excess material must be completely removed during equalisation. Drying delays are possible on some exotic timbers. Keep soaked cloths, pads and other tools in closed containers. Moisten oil in combination with sanding dust, fabric cloths and so on with water or store in a sealable bucket and dispose of in a fire-safe manner, since otherwise there is a risk of self-ignition.

Trowel applications are only possible with joint-sealed wooden flooring. Oil that penetrates joints will not dry completely over a long period.

2/2018



TECHNICAL INFORMATION

HS 2K ImpactOil Color

VARIOUS COLOURS



General guidelines

Cleaning of tools: Clean tools with solvents such as brush cleaner.

Drying time: The indicated drying times are valid for +20°C and 55% to 65% relative humidity, and assume careful, draught-free ventilation of the working area. Lower temperatures, higher relative humidity or poorer ventilation lead to longer drying times. Do not apply any protective coverings, wet clean the surface or lay carpet until the coating has achieved its final hardening. Product-specific data can be found in the relevant technical information.

Side bonding: Parquet that has not been shear-resistantly bonded in place, wood planks, wooden pavings, industrial parquet and parquet on underfloor heating as well as types of wood with a short moisture changing times (e.g. beech) show dimensional changes caused by quickly varying climate (rel. air humidity, temperature). When applying oil side bonding and thus unregular cracks in joints can not appear.

Interactions: Materials such as carpet underlays, furniture legs, castors, flexible adhesives used for parquet or for fixing can lead to softening and discolouration. Material building up in the joints can adversely affect touch and appearance. Exposure to hair dyes or rubber tyres on cars, motorcycles and cycles can lead to permanent, irreversible discolouration of the surface.

The information in this document and all other advice and recommendations that we provide to help and assist the applicator are based on previous experience and relate to Spezial conditions. Because of the wide range of possible uses and conditions of application of our products, we do not relieve users from the need to carry out their own trials or to seek technical advice by speaking to the LOBA application engineering department. Observe the floor covering manufacturer's recommendations and the provisions of the current standards. Our liabilities and responsibilities are exclusively in accordance with our Terms and Conditions and are not extended by this information or by our advice. The publishing of a new technical data sheet automatically invalidates the earlier version.

The words or symbols denoted by ® stand for trademark rights that are at least registered and protected in the territory of Germany.

